

# Open Metrics

Silvio Peroni

[silvio.peroni@unibo.it](mailto:silvio.peroni@unibo.it) – <https://orcid.org/0000-0003-0530-4305> – [@essepuntato](#)

Open Science (A.Y. 2021/2022)

Second Cycle Degree in Digital Humanities and Digital Knowledge

Alma Mater Studiorum - Università di Bologna



# Research workflow

We discuss about the methods that are used to assess research, with a special focus on well-know bibliometrics and the importance of enabling transparency in research assessment exercises

assessment

outreach

publication

preparation

Rounds of grant writing and application

discovery

Iterations of search and reading

analysis

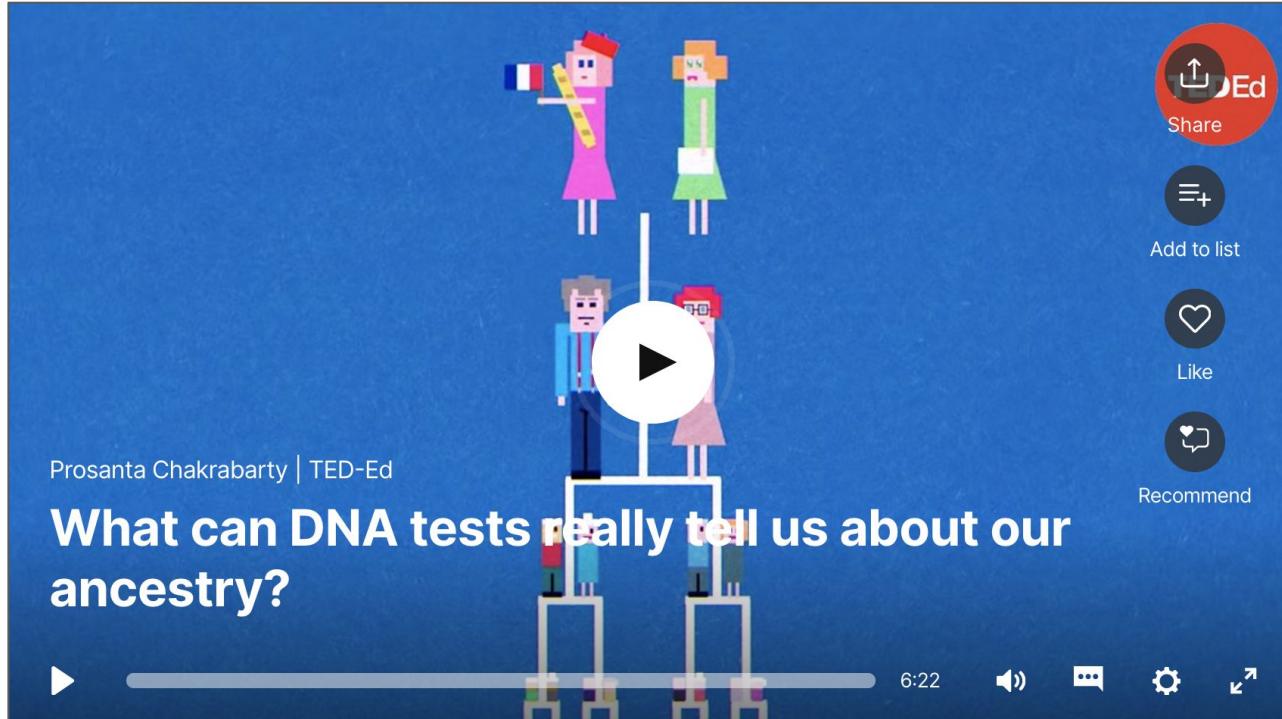
Rounds of experiments and measurements

writing

Drafting, receiving comments, rewriting

Submit, peer review, rejection, resubmitting

# An introductory video about DNA and ancestry



# Origin of all sins

“A citation index to science would have [...] articles that had referred to the article in question, together with an indication of whether the citing source was an original article, review, abstract, review article, patent, or translation, and so forth.

[...]

Thus, in the case of a highly significant article, the citation index has a quantitative value, for it may help the historian to measure the influence of the article – that is, its ‘impact factor’”

$$\text{Impact Factor of journal J in year Y} = \frac{\text{Citations in year Y to publications published in J between Y-1 and Y-2}}{\text{Number of publications published in J between Y-1 and Y-2}}$$

# Impact Factor (IF)

The Impact Factor of a journal measures the yearly average number of citations to recent articles (i.e. published in the past two years) in that journal

The IF was developed for helping librarians to **select additional source journals** to be included in a library catalogue – i.e. it was a tool to help librarians identify journals to purchase

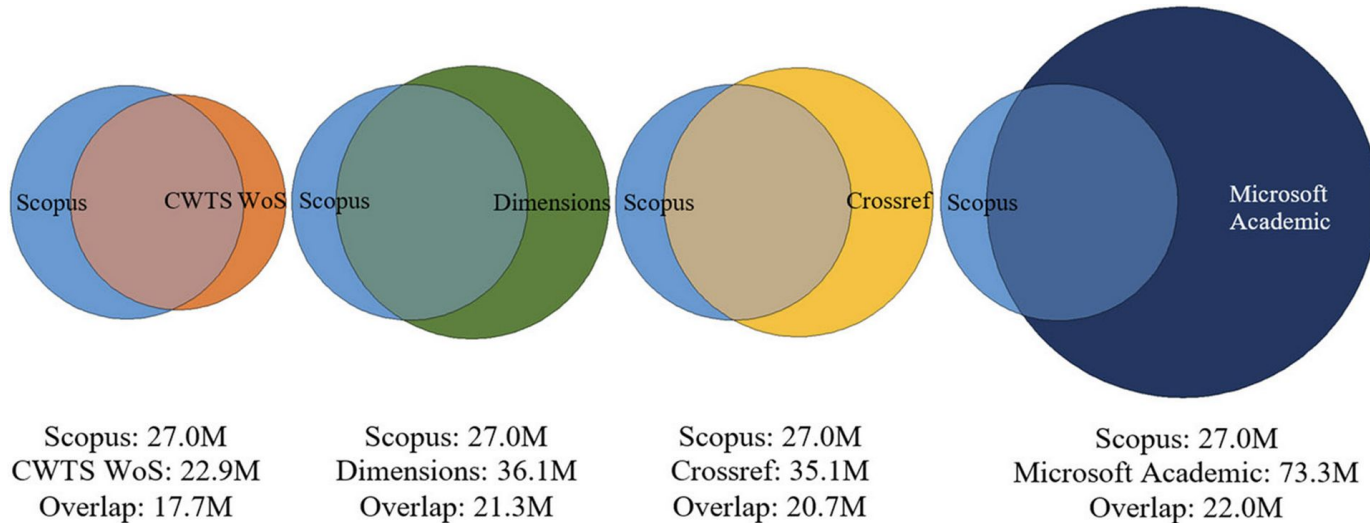
The IF for journal is calculated by Clarivate Analytics out of the citation data included in [Web of Science \(WoS\)](#), one of the most famous and proprietary citation indexes

Even if the IF is a measure associated to journals, it is and has been used to measure the impact of individuals (i.e. authors) and institutions

According to Eugene Garfield, its creator, the “use of journal impacts in evaluating individuals **has its inherent dangers** [since] in an ideal world, evaluators would read each article and make personal judgments”

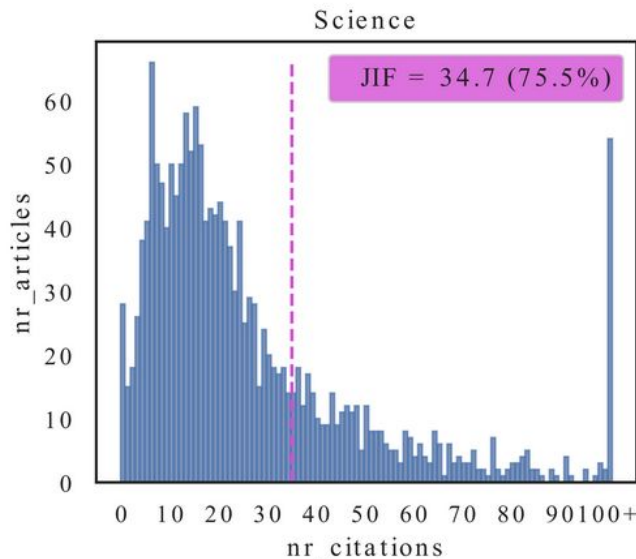
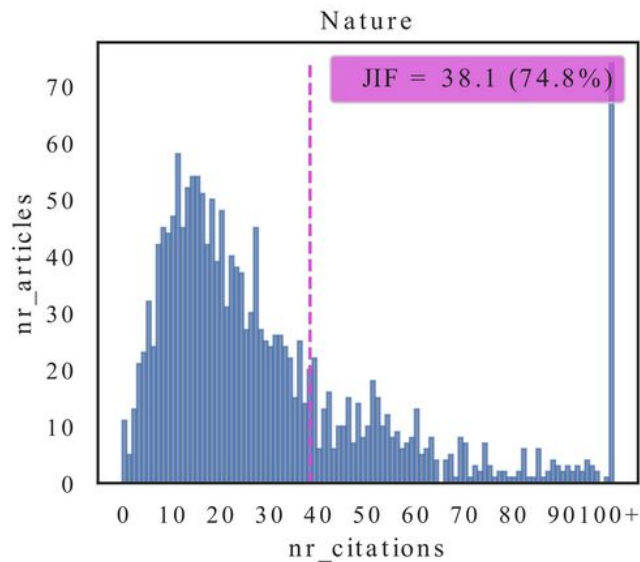
# Is WoS fair concerning research assessment?

The figure shows a comparison between four distinct citation indexes, Scopus (commercial, Elsevier), WoS (commercial, Clarivate Analytics), Crossref (public, Crossref), Dimensions (private, Digital Science), Microsoft Academic (public, Microsoft)



# Intrinsic issues of IF

“The distributions are clearly skewed, making the arithmetic mean an inappropriate statistic to use to say anything about individual papers”



Citation distributions follows the Pareto principle: **75% of citations** comes from **25% of articles**

# DORA

In 2012, during the Annual Meeting of The American Society for Cell Biology in San Francisco (US), a group of editors and scholarly publishers discussed about the issues related to how the quality of research output is evaluated, and how the primary scientific literature is cited

In particular, they believed that impact factors for journals do not accurately reflect the value to the community of the work published in these journals, and came out with a set of recommendations referred to as the [San Francisco Declaration on Research Assessment \(DORA\)](#), published in May 2013

The current version of the declaration is composed by 18 guidelines composed by a general one plus others having as primary audience funding agencies, institutions, publishers, suppliers of metrics, and researchers

General recommendation: **do not use** journal-based metrics (e.g. IF) as a surrogate measure of the quality of **individual research articles**, to assess an **individual scientist's contributions**, or in hiring, promotion, funding decisions

17,235 individuals and 2,199 organizations in 145 countries have signed DORA as of 21 April 2021



# What to use as proxy for quality of articles

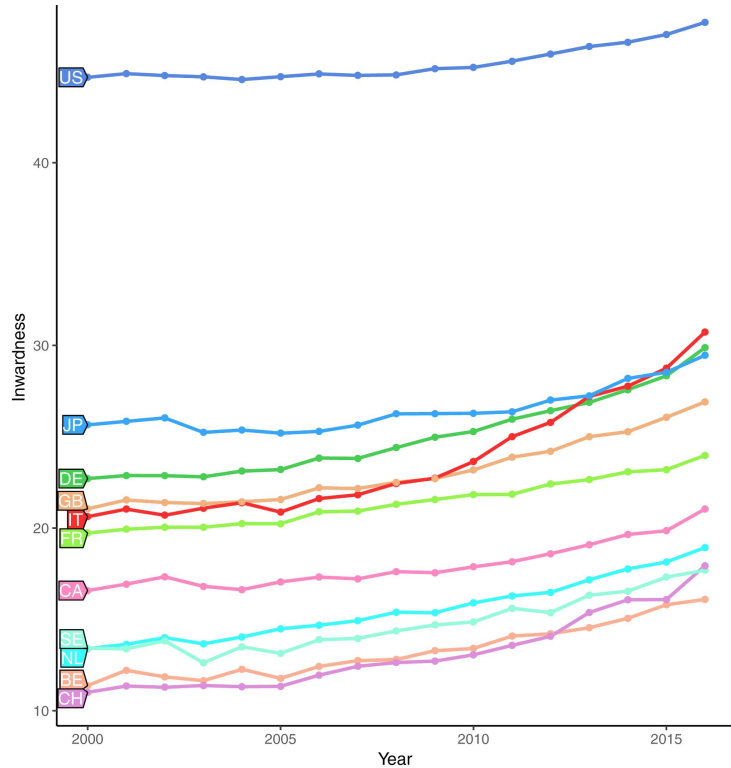
Data are increasingly used to govern science, and research evaluations rely on metrics: evaluation is led by the data rather than by judgement, and metrics have proliferated in the past years – usually well intentioned, not always well informed, often ill applied, thus risking to damage the system with the very tools designed to improve it

In 2014, a group of scientometricians launched the [Leiden Manifesto for Research Metrics](#), which comprises ten principles to guide research evaluation, which has been also summarised in a [video summary](#)

Among these guidelines, the suggestion is to use citation count as a proxy for the quality of an article, since it explicitly refers to it, keeping into consideration, though, possible issue that may arise even in this context:

- The time in which it is accumulated vary depending on several factors, such as its research discipline and when and how (OA vs. non-OA) the article was available for the first time on the Web (preprint, postprint, etc.)
- Its use as a single indicator for evaluating the quality of a research will **invite gaming** ([Goodhart's law](#): when a measure becomes a target, it ceases to be a good measure) – thus, it is suggested to use a suite of indicators to provide a more robust and pluralistic picture

# A example of gaming based on citation counts



Inwardness: the proportion of citations coming from a country over the total number of citations gathered by that country

The change in the Italian trend occurred in the years following the introduction in 2011 of national regulations in which key passages of professional careers are governed by bibliometric indicators – and a generalized strategic use of citations in the Italian scientific community was observed, both in the form of author self-citations and of citation clubs

# Evaluating new journals and new articles

Even if one institution continues to pursue the adoption of the IF as a proxy of the quality of a journal, which strategy one can use to assess the quality of new journals if no IF is available, either when the journal is not listed in WoS or when it is a new journal?

In some cases, there are other metrics available that have been released by different companies and institutions, such as the Eigenfactor Metrics, the Source Normalized Impact per Paper (SNIP), the CiteScore, and the SCImago Journal Rank (SJR)

About articles, which strategy can be adopted to assess the quality of new articles if no citation count is available – since it is reasonable to see the first citations only after a few months from the official publication date?

# Altmetrics

Altmetrics is the study and use of scholarly impact measures based on activity in online tools and environments

Usually, they are fast to accumulate, and they can be gathered via public APIs

They comprise at least four distinct dimensions:

1. Views: HTML views and PDF downloads
2. Discussion: journal comments, science blogs, Twitter, Facebook and other social media such as Scholarly Social Networks (Research Gate, Academia.edu)
3. Saving: Mendeley, Zotero and other social reference managers
4. Non-academic citations: references in Wikipedia

Unlike citation metrics, altmetrics track impact **outside** the academia

# Reproducibility crisis in research assessment

The reproducibility crisis does not affect only science, but also the methods we currently use to assess it

Not only a critique to the ‘recipes’ (i.e. the metrics) used in research assessment, but also to the **lack of transparency** of the ‘ingredients’ (i.e. the data) used to compute recipes outcomes

It should always be possible to dig deeper into the data and to **see what is behind a certain number**; this requires scholarly metadata and citation data to be open rather than paywalled and accessible only by paying a fee – as in the case of commercial citations indexes, such as WoS and Scopus, which are the two most adopted databases in research assessment exercises

There is an urgent need of a global community effort in the scholarly domain to put such ingredients to the commons – often they are pure facts, i.e. data that **cannot be copyrighted** such as citations, and often they are used in metrics-based research assessment

# Pushing for open data in research metrics

National Plan For Open Science, <https://www.ouvrirlascience.fr/national-plan-for-open-science-4th-july-2018/>

“Assessment system for researchers and research institutions must be updated to **reflect the principles and practices of open science**”

San Francisco Declaration on Research Assessment, <https://sfdora.org>

“**Be open and transparent** by providing data and methods used to calculate all metrics”

“Provide the data under a license that **allows unrestricted reuse**, and provide **computational access** to data”

Leiden Manifesto for Research Metrics, <http://www.leidenmanifesto.org/>

“Keep data collection and analytical processes **open, transparent and simple**”

“Allow those evaluated to **verify data and analysis**”

Paywalled and close citation data do not comply with the principles above – indeed such data are a threat to transparency, replicability and verifiability of research assessment exercises

# Citations as common good

The concept of open citations is strongly tied with that of **the Web**

Since 1989, the Web has drastically change the way we think academic publishing and science in general – they started to adopt **Web standards** to create and deliver their products quickly and to a broader audience

Standards (e.g. JATS), guidelines (e.g. FAIR), services (e.g. REST APIs) based on **Web technologies** have been proposed in the past 30 years to improve the discoverability of academic products and publications, to improve research practices and to allow reusability of scholarly data in different applicative contexts

Open citations are no exception

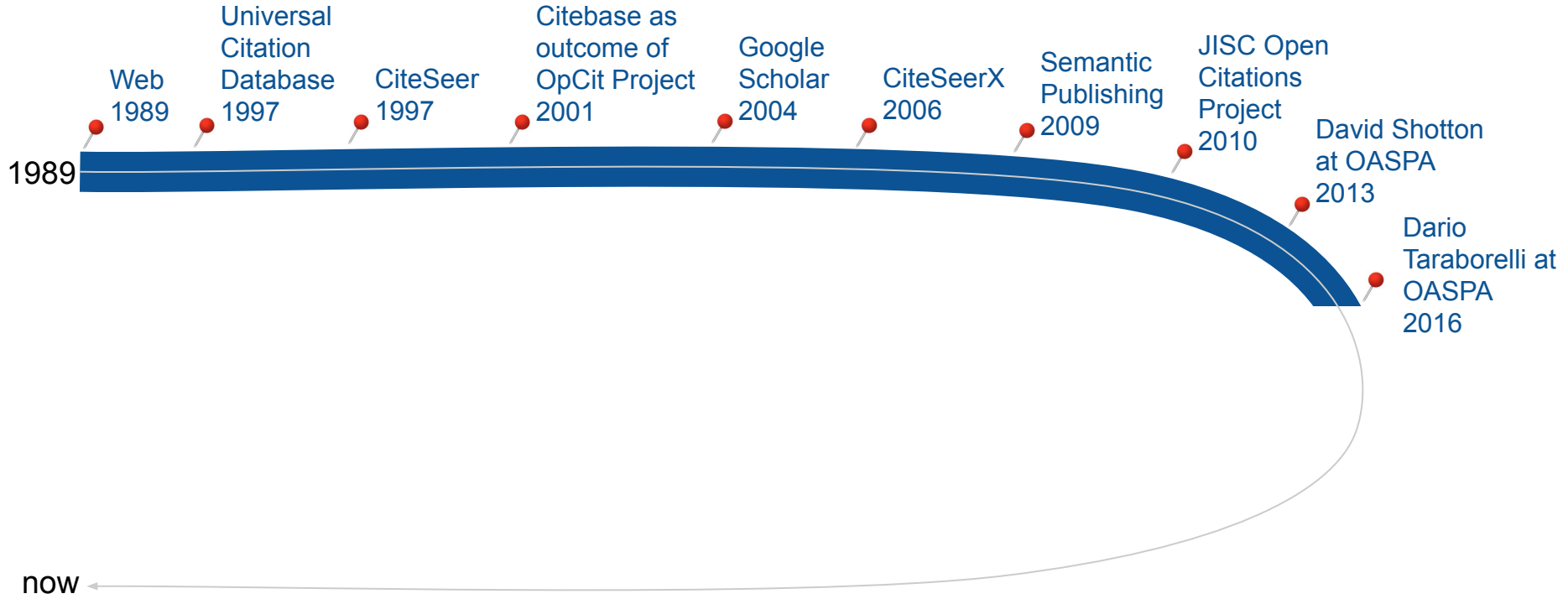
# The origins

The first embryonal introduction of open citations is in Robert Cameron's visionary article published in 1997, in which he speculates about the existence of a **Universal Citation Database**

- Linking every scholarly work ever written
- Freely available over the Internet
- Updated every day
- Comprehensive (no selection of particular venues, all are included)
- All types of publications (from articles to working papers and preprints)
- All publications are equally visible (even if not equally accessible)
- Decentralised



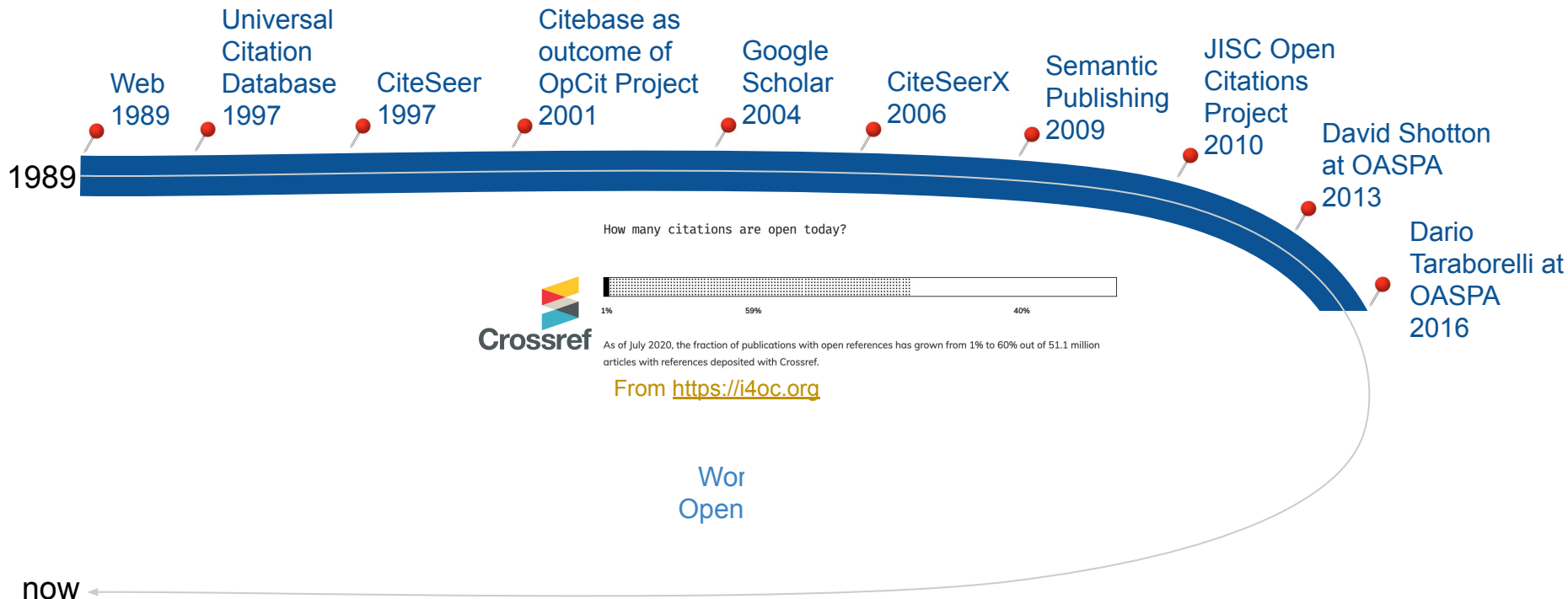
# A timeline: the origins



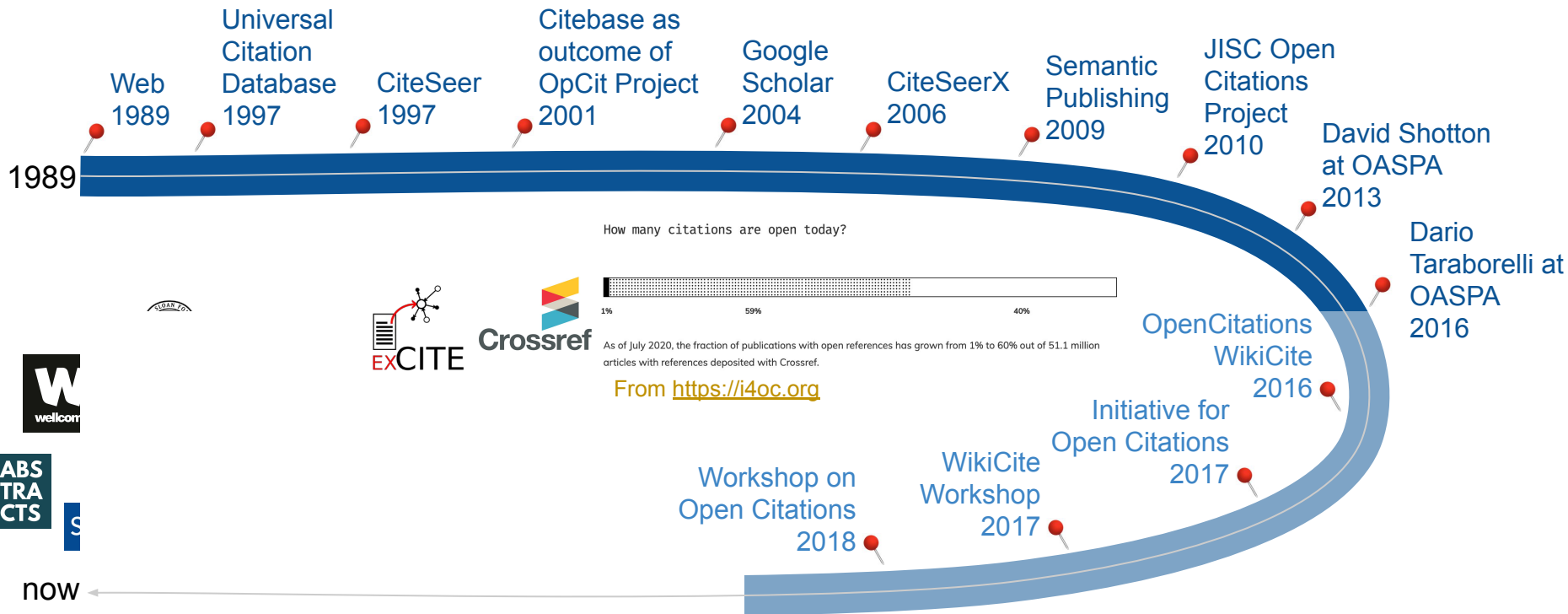
# Scandalous references

“In this open-access age, it is **a scandal** that reference lists from journal articles — core elements of scholarly communication that permit the attribution of credit and integrate our independent research endeavours — **are not readily and freely available for use by all scholars**”

# A timeline: open citations



# A timeline: so far



# End

## Open Metrics

Silvio Peroni

[silvio.peroni@unibo.it](mailto:silvio.peroni@unibo.it) – <https://orcid.org/0000-0003-0530-4305> – [@essepuntato](#)

Open Science (A.Y. 2021/2022)

Second Cycle Degree in Digital Humanities and Digital Knowledge

Alma Mater Studiorum - Università di Bologna

